

Annexure-1
Form No. MGT-9

EXTRACT OF ANNUAL RETURN
as on the financial year ended on 31st March, 2018

[Pursuant to section 92(3) of the Companies Act, 2013 and rule 12(1) of the
Companies (Management and Administration) Rules, 2014]


I. REGISTRATION AND OTHER DETAILS:

i.	CIN	U51909DL2007PTC167118
ii.	Registration Date	17 th August, 2007
iii.	Name of the Company	WAL-MART INDIA PRIVATE LIMITED
iv.	Category / Sub-Category of the Company	Private Limited Company
v.	Address of the Registered office and contact details	E-20 1 st & 2 nd Floor, Hauz Khas Main Market, New Delhi-110016
vi.	Whether listed company	No
vii.	Name, Address and Contact details of Registrar and Transfer Agent, if any	Karvy Computershare Private Limited; Karvy House, 46 Avenue 4, Street No. 1, Banjara Hills, Hyderabad-500034

II. PRINCIPAL BUSINESS ACTIVITIES OF THE COMPANY

All the business activities contributing 10 % or more of the total turnover of the company shall be stated:-

Sr. No.	Name and Description of main products / services	NIC Code of the Product/ service	% to total turnover of the company



1	Cash and carry wholesale trading	46201, 463, 464, 465 (excluding 46308, 46497, 46498, 46512, 46521, 4653, 4659) ¹	99.89%
---	----------------------------------	---	--------

III. PARTICULARS OF HOLDING, SUBSIDIARY AND ASSOCIATE COMPANIES


Sr. No.	Name And Address of The Company	CIN/GLN	Holding/ Subsidiary /Associate	% of shares held	Applicable Section
1.	Walmart Investments Cooperatie U.A.	-	Holding	77.28%	2(46) of Companies Act, 2013

IV. SHARE HOLDING PATTERN (Equity Share Capital Breakup as percentage of Total Equity)

i. Category-wise Share Holding


Category of Shareholders	No. of Shares held at the beginning of the year				No. of Shares held at the end of the year				% Change during the year
	Demat	Physical	Total	% of Total Shares	Demat	Physical	Total	% of Total Shares	
A. Promoter									
1) Indian									
a) Individual/ HUF									
b) Central Govt									

¹ as issued by Central Statistical Organisation, Ministry of Statistics and Programme Implementation, Government of India



c) State Govt(s)									
d) Bodies Corp.									
e) Banks / FI									
f) Any Other									
Sub-total(A)(1):-			NIL				NIL		
2) Foreign									
g) NRIs-Individuals									
h) Other-Individuals									
i) Bodies Corp.	413,089,889	1,405,319,752	1,818,409,641	100	413,089,889	1,405,319,752	1,818,409,641	100	Nil
j) Banks / FI									
k) Any Other....									
Sub-total (A)(2):-	413,089,889	1,405,319,752	1,818,409,641	100	413,089,889	1,405,319,752	1,818,409,641	100	Nil
Total shareholding of Promoter (A) = (A)(1)+(A)(2)	413,089,889	1,405,319,752	1,818,409,641	100	413,089,889	1,405,319,752	1,818,409,641	100	Nil
B. Public Shareholding									
1. Institutions									
a) Mutual Funds									
b) Banks / FI									
c) Central Govt									
d) State Govt(s)									

e) Venture Capital Funds									
f) Insurance Companies									
g) FIIs									
h) Foreign Venture Capital Funds									
i) Others (specify)									
Sub-total (B)(1)			NIL				NIL		
2. Non Institutions									
a) Bodies Corp. (i) Indian (ii) Overseas									
b) Individuals (i) Individual shareholders holding nominal share capital upto Rs. 1 lakh (ii) Individual shareholders holding nominal share capital in									



excess of Rs 1 lakh									
c) Others(S pecify)									
Sub-total (B)(2)			NIL				NIL		
Total Public Shareholdi ng (B)=(B)(1) + (B)(2)			NIL				NIL		
C. Shares held by Custodian for GDRs & ADRs			NIL				NIL		
Grand Total (A+B+C)	413,089 ,889	1,405,31 9,752	1,818,40 9,641	100	413,089 ,889	1,405,31 9,752	1,818,40 9,641	10 0	Nil

ii. Shareholding of Promoters


Sr. No	Shareholder' s Name	Shareholding at the beginning of the year			Shareholding at the end of the year			% change in share holding during the year
		No. of Shares	% of total Shares of the compa ny	%of Shares Pledged / encumbe red to	No. of Shares	% of total Shares of the compan y	%of Shares Pledged / encumbere d to total shares	
1.	Wal-Mart Mauritius (2) Holdings Co. Ltd	515	0.000 0283	Nil	515	0.00002 83	Nil	Nil
2.	Wal-Mart Mauritius (1) Holdings Co. Ltd	413,089, 374	22.72	Nil	413,089, 374	22.72	Nil	Nil



3.	Walmart Investments Cooperative U.A	1,405,319,752	77.28	Nil	1,405,319,752	77.28	Nil	Nil
	Total	1,818,409,641	100	Nil	1,818,409,641	100	Nil	Nil

iii. *Change in Promoters' Shareholding (please specify, if there is no change)*

Sr. no		Shareholding at the beginning of the year		Cumulative Shareholding during the year	
		No. of shares	% of total shares of the company	No. of shares	% of total shares of the company
	At the beginning of the year				
	Date wise Increase / Decrease in Promoters Share holding during the year specifying the reasons for increase / decrease (e.g. allotment / transfer / bonus/ sweat equity etc.):	NO CHANGE			
	At the End of the year				



Shareholding Pattern of top ten Shareholders (other than Directors, Promoters and Holders of GDRs and ADRs):

SN		Shareholding at the beginning of the year		Cumulative Shareholding during the Year	
		No. of shares	% of total shares of the company	No. of shares	% of total shares of the company
	For Each of the Top 10 Shareholders				
	At the beginning of the year :	NIL		NIL	
	Date wise Increase / Decrease in Share holding during the year specifying the reasons for increase / decrease (e.g. allotment / transfer / bonus/ sweat equity etc):	NIL		NIL	
	At the end of the year(or on the date of separation, if separated during the year) :	NIL		NIL	

E) Shareholding of Directors and Key Managerial Personnel:

SN		Shareholding at the beginning of the year		Cumulative Shareholding during the Year	
		No. of shares	% of total shares of the company	No. of shares	% of total shares of the company
	For Each of the Directors and each Key Managerial Personnel				
	At the beginning of the year	NIL		NIL	
	Date wise Increase / Decrease in Promoters Share holding during the year specifying the reasons for increase / decrease (e.g. allotment / transfer / bonus/ sweat equity etc):	NIL		NIL	



At the end of the year	NIL	NIL
------------------------	-----	-----

V. INDEBTEDNESS

Indebtedness of the Company including interest outstanding/accrued but not due for payment

	Secured Loans excluding deposits	Unsecured Loans	Deposits	Total Indebtedness
Indebtedness at the beginning of the financial year	NIL		NIL	
i) Principal Amount		96489799		96489799
ii) Interest due but not paid		-		-
iii) Interest accrued but not		12295		12295
Total (i+ii+iii)	NIL	96,502,094	NIL	96,502,094
Change in Indebtedness during the financial year	NIL		NIL	
- Addition				
- Reduction		(96,499,438)		(96,499,438)
Net Change		(96,499,438)		(96,499,438)
Indebtedness at the end of the financial year	NIL		NIL	
i) Principal Amount		2,656		2,656
ii) Interest due but not paid				
iii) Interest accrued but not due				
Total (i+ii+iii)	NIL	2,656	NIL	2,656


VI. REMUNERATION OF DIRECTORS AND KEY MANAGERIAL PERSONNEL

A. Remuneration to Managing Director, Whole-time Directors and/or Manager

Sl. No.	Particulars of Remuneration	Name of MD/WTD/ Manager					Total Amount
		Krishnamurthy Naray	Ashwin Mittal	Murali Krishna Lanka	Ashwani Sharma-till 29 th Novemb	Devendra Chawla-from	



		anan Iyer			er, 2017	30 th Novemb er, 2017	
1.	Gross salary						
	(a) Salary as per provisions contained in section 17(1) of the Income-tax Act, 1961	10,39,15,085	3,05,91,173	3,34,46,484	1,49,85,298.50	95,83,245.61	19,25,21,286.11
	(b) Value of perquisites u/s 17(2) Income-tax Act, 1961	Nil	32,400	32,400	8,100	Nil	72,900
	(c) Profits in lieu of salary under section 17(3) Income- tax Act, 1961	Nil	Nil	Nil	Nil	Nil	Nil
2.	Stock Option						
3.	Sweat Equity						
4.	Commission - as % of profit - others, specify						
5.	Others, please specify -Stock option of ultimate holding company -Provident Fund -NPS	33,55,212	8,66,304	18,68,936 12,92,856	5,51,771.33 4,59,812.10	529,335	18,68,936 65,95,498.33 4,59,812.10
6.	Total (A)	10,72,70,297	3,14,89,877	3,66,40,676	1,60,04,981.93	1,01,12,600.61	20,15,18,432.55
	Ceiling as per the Act						



B. Remuneration to other directors:

Sl. No.	Particulars of Remuneration	Name of Directors				Total Amount
	<u>Independent Directors</u> · Fee for attending board committee meetings · Commission · Others, please specify	NIL				
	Total (1)					
	<u>Other Non-Executive Directors</u> · Fee for attending board committee meetings · Commission · Others, please specify	NIL				
	Total (2)					
	Total (B)=(1+2)					
	Total Managerial Remuneration					
	Overall Ceiling as per the Act					

C. Remuneration to Key Managerial Personnel Other Than MD /Manager /WTD

Sl. no.	Particulars of Remuneration	Key Managerial Personnel			
		CEO	Company Secretary	CFO	Total
1.	Gross salary (a) Salary as per provisions contained in section 17(1) of the Income-tax Act, 1961 (b) Value of perquisites u/s 17(2) Income-tax Act, 1961 (c) Profits in lieu of salary under section 17(3) Income-tax Act, 1961	CEO is the Director, thus covered above	14,89,087 32,400 NIL	CFO is the Director, thus covered above	
2.	Stock Option		NIL		





Am



3.	Sweat Equity		NIL		
4.	Commission - as % of profit - others, specify...		NIL		
5.	Others, please specify- Provident Fund		80,004		
6.	Total		16,01,491		

VII. PENALTIES / PUNISHMENT/ COMPOUNDING OF OFFENCES:

Type	Section of the companies Act	Brief description	Details of Penalty/ Punishment/ Compounding fees imposed	Authority[RD /NCLT/Court]	Appeal made. If any(give details)
A. Company			NIL		
Penalty					
Punishment					
Compounding					
B. Directors					
Penalty					
Punishment					
Compounding					
C. Other Officers In Default					
Penalty					
Punishment					
Compounding					

For and on behalf of Board of Directors of Wal-Mart India Private Limited,



Krishnamurthy Narayanan Iyer
Wholtime Director
DIN: 01726564
Address: The Magnolias, DLF Golf Links,
DLF Phase V, Gurgaon,
Haryana-122002



Ashwin Mittal
Wholtime Director
DIN: 01934102
Address: A-39, 3rd Floor,
Friends Colony East,
Sriniwaspuri, Delhi-110065

Place: Gurugram

Date: 6th September 2018